





KODAK PROFESSIONAL T-MAX 400 Film

Kodak

TECHNICAL DATA / BLACK-AND-WHITE FILM

October 2007 • F-4043

| —NOTICE— | |
|--|---|
| <p>KODAK PROFESSIONAL T-MAX 400 Film, with new high efficiency, multi-zone T-GRAIN® Emulsions, raises the bar for 400-speed black-and-white film performance. Now with even finer grain and higher sharpness, T-MAX 400 stands above all others, delivering a level of clarity previously only achievable from a 100-speed film.</p> <p>Processing times for the new film have been adjusted slightly. Use the packaging examples below to determine which film you have, then refer to the corresponding publication for development times.</p> | |
| <p>Former packaging, refer to KODAK publication F-4016:</p> | <p>New packaging, refer to this publication (F-4043):</p> |
|  |  |
|  |  |

KODAK PROFESSIONAL T-MAX 400 Film/400TMY is a continuous-tone panchromatic black-and-white negative film especially useful for photographing dimly lighted subjects or fast action, for extending flash distance range, and for photographing subjects that require good depth of field and fast shutter speeds with maximum image quality for the film speed. It is also useful for scientific and biomedical work, especially when fluorescence photography is required. It has high speed (ISO 400/27° in most developers), very high sharpness, very fine grain, and very high resolving power; it allows a high degree of enlargement.

| FEATURES | BENEFITS |
|--|---|
| <ul style="list-style-type: none"> • KODAK High-efficiency, Multi-zone T-GRAIN® Emulsions | <ul style="list-style-type: none"> • World's finest grained 400-speed black-and-white film • Allows for greater enlargement |
| <ul style="list-style-type: none"> • Optimized Light Filtration technology | <ul style="list-style-type: none"> • World's sharpest 400-speed black-and-white film • Renders distinct edges and fine detail |
| <ul style="list-style-type: none"> • 400 speed | <ul style="list-style-type: none"> • Additional speed for low light or fast action |

SIZES AVAILABLE

Catalog numbers and packaging may differ from country to country. See your dealer who supplies KODAK PROFESSIONAL Products.

DARKROOM RECOMMENDATIONS

Do not use a safelight. Handle unprocessed film in total darkness. *Do not* develop this film by inspection.

Note: The afterglow from fluorescent lights may fog this film. Make sure your darkroom is *completely* dark before you handle unprocessed film.

STORAGE AND HANDLING

Store unexposed film at 75°F (24°C), or lower, in the original sealed package. For protection from heat in areas with temperatures consistently higher than 75°F (24°C), you can store the film in a refrigerator. If film has been refrigerated, allow the package to warm up to room temperature for 2 to 3 hours before opening it.

Load and unload roll-film cameras in subdued light, and rewind the film completely before unloading the camera. Total darkness is required when you remove film from the magazine or load and unload film holders.

Store exposed film in a cool, dry place, and process it promptly.

Protect processed film from strong light, and store it in a cool dry place. For more information, see KODAK Publication No. E-30, *Storage and Care of KODAK Films and Papers—Before and After Processing*.

EXPOSURE

The nominal speed of KODAK PROFESSIONAL T-MAX 400 Film is EI 400. It was determined in a manner published in ISO standards. Because of its great latitude, you can underexpose this film by one stop (at EI 800) and still obtain high quality with normal development in most developers. There will be no change in the grain in the final print, but there will be a slight loss of shadow detail and a reduction in printing contrast of about one-half paper grade.

When you need very high speed, you can expose T-MAX 400 Film at EI 1600 and increase the development time. With the longer development time, there will be an increase in contrast and graininess with additional loss of shadow detail, but negatives will still produce good prints. You can even expose this film at EI 3200 with a longer development time. Underexposing by three stops and using three-stop push-processing produces a further increase in contrast and graininess, and additional loss of shadow detail, but the results will be acceptable for some applications.

The speed numbers for this film are expressed as Exposure Indexes (EI). Use these exposure indexes with meters or cameras marked for ISO/ASA or ISO/DIN speeds in daylight or artificial light.

The developer you use to process this film affects the exposure index. Set your camera or meter (marked for ISO/ASA or ISO/DIN speeds) at the speed for your developer given in the table.

| KODAK PROFESSIONAL Developer or Developer and Replenisher | Use This Exposure Index |
|---|--------------------------------------|
| T-MAX | 400 / 27° |
| T-MAX RS | 400 / 27° |
| XTOL XTOL (1:1) | 400 / 27° 400 / 27° |
| D-76 D-76 (1:1) | 400 / 27° 400 / 27° |
| HC-110 (B) | 320 / 26° |
| MICRODOL-X MICRODOL-X (1:3) | 200 / 24° 320 / 26° |
| DURAFLO RT | 400 / 27° |

Note: The developers and exposure indexes in bold type are the primary recommendations.

Under most conditions, you'll obtain highest quality with normal exposure at the rated exposure index and normal development. For high-contrast scenes, you'll obtain highest quality if you increase exposure by one or two stops and process the film normally.

If normal development produces negatives that are consistently too low in contrast, increase the development time slightly (10 to 15 percent). If negatives are too contrasty, decrease the development time slightly (10 to 15 percent). See "Adjusting Film Contrast."

If your negatives are too thin, increase exposure by using a lower exposure index; if too dense, reduce exposure by using a higher exposure index.

| Pushing Exposure* with KODAK PROFESSIONAL T-MAX Developer, KODAK PROFESSIONAL T-MAX RS Developer and Replenisher, and KODAK PROFESSIONAL XTOL Developer | | |
|---|---------------------------------------|---------------------------------------|
| 1-Stop Push | 2-Stop Push | 3-Stop Push† |
| EI 800/30° Normal Processing | EI 1600/33° 2-Stop Push Processing | EI 3200/36° 3-Stop Push Processing |

* Pushing exposure results in slight losses of quality compared with normal exposure and normal processing. You can also use other Kodak developers for pushing this film; however, T-MAX Developer, T-MAX RS Developer and Replenisher, and XTOL Developer produce higher-quality tone reproduction (better shadow detail) under these conditions.

For high-contrast scenes, such as spotlighted performers under harsh lighting, expose and process as indicated in the table. However, when detail in the deep-shadow areas is important to the scene, increase exposure by 2 stops and process your film normally.

† Pushing exposure and processing by 3 stops increases contrast and graininess and decreases shadow detail further. Expose and process a test roll to determine if the results are acceptable for your needs.

Adjustments for Long and Short Exposures

At the exposure times in the table below, compensate for the reciprocity characteristics of this film by increasing the exposure as shown.

| If Indicated Exposure Time Is (Seconds) | Use This Lens-Aperture Adjustment | OR | This Adjusted Exposure Time (Seconds) |
|---|-----------------------------------|----|---------------------------------------|
| 1/10,000 | None | | None |
| 1/1,000 | None | | None |
| 1/100 | None | | None |
| 1/10 | None | | None |
| 1 | None | | None |
| 10 | +1/3 stop | | Change Aperture |
| 100 | +1 1/2 stops | | 300 |

Filter Corrections

Increase exposure by the filter factor or the number of stops indicated when you use filters. For greatest exposure accuracy with a through-the-lens meter, take the meter reading without the filter over the lens, and then increase your exposure as shown in the table.

| KODAK WRATTEN Gelatin Filter | Daylight | | Tungsten | |
|------------------------------|-------------------------------------|---|-------------------------------------|---|
| | Increase Lens Aperture By (f-stops) | OR Increase Exposure By (Filter Factor) | Increase Lens Aperture By (f-stops) | OR Increase Exposure By (Filter Factor) |
| No. 8 (yellow) | 2/3 | 1.6 | 1/3 | 1.3 |
| No. 11 (yellowish green) | 2 | 4 | 1 2/3 | 3 |
| No. 12 (deep yellow) | 1 | 2 | 1/3 | 1.3 |
| No. 15 (deep yellow) | 1 | 2 | 1/3 | 1.3 |
| No. 25 (red) | 3 | 8 | 2 | 4 |
| No. 47 (blue) | 3 1/3 | 10 | 4 1/3 | 20 |
| No. 58 (green) | 2 2/3 | 6 | 2 2/3 | 6 |
| Polarizing Filter | 1 2/3 | 3 | 1 1/3 | 2.5 |

Note: Filter factors for other Kodak black-and-white films are different.

PROCESSING

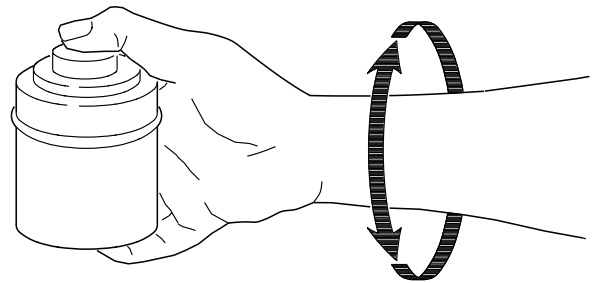
These starting-point recommendations are intended to produce negatives with a contrast appropriate for printing with a diffusion enlarger. To print negatives with a condenser enlarger, you may need to adjust the contrast by reducing your development time; see "Adjusting Film Contrast." Tank development times shorter than 5 minutes may produce unsatisfactory uniformity.

MANUAL PROCESSING

Small-Tank Processing (8- or 16-ounce tank)—Rolls

With small single- or double-reel tanks, drop the loaded film reel into the developer and attach the top to the tank. Firmly tap the tank on the top of the work surface to dislodge any air bubbles. Provide initial agitation of 5 to 7 inversion cycles in 5 seconds, i.e., extend your arm and vigorously twist your wrist 180 degrees.

Then repeat this agitation procedure at 30-second intervals for the rest of the development time.



F002_0449AC

Note: The development times in the tables are suggested starting points.

Small Tank Processing, (8- or 16-ounce tank)—Rolls

| KODAK PROFESSIONAL Developer or Developer and Replenisher | Development Time in Minutes | | | | |
|---|-----------------------------|-------------|-------------|-------------|-------------|
| | 65°F (18°C) | 68°F (20°C) | 70°F (21°C) | 72°F (22°C) | 75°F (24°C) |
| T-MAX* | NR | 6¾ | 6¼ | 6 | 5½ |
| T-MAX (1:7)† | — | — | — | — | 8¼ |
| T-MAX (1:9)† | — | — | — | — | 13¾ |
| T-MAX RS* | NR | 5¾ | 5½ | 5 | 4½‡ |
| T-MAX RS (1:7)† | — | — | — | — | 6¾ |
| T-MAX RS (1:9)† | — | — | — | — | 11¼ |
| XTOL | 7¼ | 6½ | 6¼ | 5¾ | 5¼ |
| XTOL (1:1)† | 10¾ | 9¼ | 8½ | 7¾ | 7 |
| D-76 | 8¼ | 7½ | 6¾ | 6¼ | 5½ |
| D-76 (1:1) | 11¼ | 10¼ | 9½ | 9 | 8 |
| HC-110 (B) | 6¼ | 5½ | 5¼ | 4¾‡ | 4½‡ |
| MICRODOL-X | 11¾ | 10¼ | 9½ | 8½ | 7½ |
| MICRODOL-X (1:3) | NR | 21¼ | 19 | 17¼ | 14¾ |

* The recommended standard dilution is 1:4.

† We do not recommend using more dilute solutions of these developers than indicated in the table. Dilute developers require longer development times; they give slightly higher film speed and a slight increase in graininess.

‡ Development times shorter than 5 minutes may produce unsatisfactory uniformity.

NR = Not Recommended

Large-Tank Processing (1/2- to 3 1/2-gallon tank)—Rolls and Sheets

Agitate continuously for the first 15 to 30 seconds by raising and lowering the basket, rack, or spindle 1/2 inch. Do not agitate the basket, rack, or spindle for the remainder of the first minute. Then agitate once per minute by lifting the basket, rack, or spindle out of the developer, tilting it approximately 30 degrees, draining it for 5 to 10 seconds, and reimmersing it. Alternate the direction of tilting the basket, rack, or spindle.

Note: The development times in the table are suggested starting points.

Large-Tank Processing, (1/2- to 3 1/2-gallon tank)—Rolls

| KODAK PROFESSIONAL Developer or Developer and Replenisher | Development Time in Minutes | | | | |
|---|-----------------------------|-------------|-------------|-------------|-------------|
| | 65°F (18°C) | 68°F (20°C) | 70°F (21°C) | 72°F (22°C) | 75°F (24°C) |
| T-MAX | NR | 7½ | 7¼ | 6¾ | 6 |
| T-MAX RS | NR | 6½ | 6 | 5¾ | 5 |
| XTOL | 8¼ | 7½ | 7 | 6½ | 5¾ |
| D-76 | 9½ | 8¼ | 7¾ | 7 | 6¼ |
| HC-110 (B) | 7 | 6¼ | 5¾ | 5½ | 5 |
| MICRODOL-X | 13¼ | 11½ | 10½ | 9¾ | 8½ |

NR = Not Recommended

Large-Tank Processing, (1/2- to 3 1/2-gallon tank)—Sheets

| KODAK PROFESSIONAL Developer or Developer and Replenisher | Development Time in Minutes | | | | |
|---|-----------------------------|-------------|-------------|-------------|-------------|
| | 65°F (18°C) | 68°F (20°C) | 70°F (21°C) | 72°F (22°C) | 75°F (24°C) |
| T-MAX RS | NR | 6½ | 6 | 5¾ | 5 |
| XTOL | 8¼ | 7½ | 7 | 6½ | 5¾ |
| D-76 | 9½ | 8¼ | 7¾ | 7 | 6¼ |
| HC-110 (B) | 7 | 6¼ | 5¾ | 5½ | 5 |

NR = Not Recommended

Note: Do not use KODAK PROFESSIONAL T-MAX Developer to process sheet films.

Tray Processing—Sheets

Provide continuous agitation; rotate the sheets 90 degrees as you interleave them. Prewetting sheet film may improve tray process uniformity.

Note: The development times in the table are suggested starting points.

Note: Do not use KODAK PROFESSIONAL T-MAX Developer to process sheet films.

Tray Processing—Sheets

| KODAK PROFESSIONAL Developer or Developer and Replenisher | Development Time in Minutes | | | | |
|---|-----------------------------|-------------|-------------|-------------|-------------|
| | 65°F (18°C) | 68°F (20°C) | 70°F (21°C) | 72°F (22°C) | 75°F (24°C) |
| T-MAX RS | NR | 5½ | 5 | 4½* | 4* |
| XTOL | 6¾ | 6 | 5¾ | 5¼ | 4¾* |
| XTOL (1:1) | 9¾ | 8¾ | 8 | 7¼ | 6½ |
| D-76 | 7¾ | 6¾ | 6¼ | 5¾ | 5¼ |
| D-76 (1:1) | 10½ | 9½ | 8¾ | 8¼ | 7½ |
| HC-110 (B) | 5¾ | 5¼ | 4¾* | 4½* | 4½* |

* Development times shorter than 5 minutes may produce unsatisfactory uniformity.

NR = Not Recommended

Rotary-Tube Processing—Rolls and Sheets

Note: The development times in the table are suggested starting points.

Rotary-Tube Processing—Rolls

| KODAK PROFESSIONAL Developer or Developer and Replenisher | Development Time in Minutes | | | | |
|---|-----------------------------|-------------|-------------|-------------|-------------|
| | 65°F (18°C) | 68°F (20°C) | 70°F (21°C) | 72°F (22°C) | 75°F (24°C) |
| T-MAX* | NR | 6¾ | 6¼ | 6 | 5½ |
| T-MAX (1:7)† | — | — | — | — | 8¼ |
| T-MAX (1:9)† | — | — | — | — | 13¾ |
| T-MAX RS* | NR | 5¾ | 5½ | 5 | 4½‡ |
| T-MAX RS (1:7)† | — | — | — | — | 6¾ |
| T-MAX RS (1:9)† | — | — | — | — | 11¼ |
| XTOL | 7¼ | 6½ | 6¼ | 5¾ | 5¼ |
| XTOL (1:1)† | 10¾ | 9¼ | 8½ | 7¾ | 7 |
| D-76 | 8¼ | 7½ | 6¾ | 6¼ | 5½ |
| D-76 (1:1) | 11¼ | 10¼ | 9½ | 9 | 8 |
| HC-110 (B) | 6¼ | 5½ | 5¼ | 4¾‡ | 4½‡ |

* The recommended standard dilution is 1:4.

† We do not recommend using more dilute solutions of these developers than indicated in the table. Dilute developers require longer development times; they give slightly higher film speed and a slight increase in graininess.

‡ Development times shorter than 5 minutes may produce unsatisfactory uniformity.

Note: Do not use KODAK PROFESSIONAL T-MAX Developer to process sheet films.

NR = Not Recommended

Rotary-Tube Processing—Sheets

| KODAK PROFESSIONAL Developer or Developer and Replenisher | Development Time in Minutes | | | | |
|---|-----------------------------|-------------|-------------|-------------|-------------|
| | 65°F (18°C) | 68°F (20°C) | 70°F (21°C) | 72°F (22°C) | 75°F (24°C) |
| T-MAX RS* | NR | 5¾ | 5½ | 5 | 4½‡ |
| T-MAX RS (1:7)† | — | — | — | — | 6¾ |
| T-MAX RS (1:9)† | — | — | — | — | 11¼ |
| XTOL | 7¼ | 6½ | 6¼ | 5¾ | 5¼ |
| XTOL (1:1)† | 10¾ | 9¼ | 8½ | 7¾ | 7 |
| D-76 | 8¼ | 7½ | 6¾ | 6¼ | 5½ |
| D-76 (1:1)† | 11¼ | 10¼ | 9½ | 9 | 8 |
| HC-110 (B) | 6¼ | 5½ | 5¼ | 4¾‡ | 4½‡ |

* The recommended standard dilution is 1:4.

† We do not recommend using more dilute solutions of these developers than indicated in the table. Dilute developers require longer development times; they give slightly higher film speed and a slight increase in graininess.

‡ Development times shorter than 5 minutes may produce unsatisfactory uniformity.

Note: Do not use KODAK PROFESSIONAL T-MAX Developer to process sheet films.

NR = Not Recommended

FINAL STEPS

Rinse at 65 to 75°F (18 to 24°C) with agitation in KODAK Indicator Stop Bath or running water for 30 seconds.

Fix at 65 to 75°F (18 to 24°C) for 3 to 5 minutes with vigorous agitation in KODAK Rapid Fixer. Be sure to agitate the film frequently during fixing.

Note: To keep fixing times as short as possible, we strongly recommend using KODAK Rapid Fixer. If you use another fixer, such as KODAK Fixer or KODAFIX Solution, fix for 5 to 10 minutes or twice the time it takes for the film to clear. You can check the film for clearing after 3 minutes in KODAK Rapid Fixer or 5 minutes in KODAK Fixer or KODAFIX Solution.



Important

Your fixer will be exhausted more rapidly with this film than with other films. If your negatives show a magenta (pink) stain after fixing, your fixer may be near exhaustion, or you may not have used a long enough time. If the stain is slight, it will not affect image stability, negative contrast, or printing times. You can remove a slight pink stain with KODAK Hypo Clearing Agent. However, if the stain is pronounced and irregular over the film surface, refix the film in fresh fixer.

Wash for 20 to 30 minutes in running water at 65 to 75°F (18 to 24°C) with a flow rate that provides at least one complete change of water in 5 minutes. You can wash long rolls on the processing reel. To save time and conserve water, use KODAK Hypo Clearing Agent.

Dry film in a dust-free place. To minimize drying marks, treat the film with KODAK PHOTO-FLO Solution after washing, or wipe the surface carefully with a photo chamois or a soft viscose sponge.

PUSH PROCESSING

Push processing allows film to be exposed at higher speeds, however, push processing will not produce optimum quality. There will be some loss in shadow detail, an increase in graininess, and an increase in contrast. The degree of these effects varies from slight to very significant depending on the amount of underexposure and push processing. The results are usually excellent with a 2-stop push, and acceptable with 3-stop push depending on the lighting and the scene contrast.

Note: No increase in development time is required for a 1-stop push.

Note: The development times in the table are suggested starting points.

Small Tank Processing, (8- or 16-ounce tank)—Rolls

| KODAK PROFESSIONAL Developer or Developer and Replenisher | Development Time in Minutes | | |
|---|-----------------------------|-------------|-------------|
| | EI 1600 | | EI 3200 |
| | 68°F (20°C) | 75°F (24°C) | 75°F (24°C) |
| T-MAX | 8½ | 7¼ | 8¼ |
| T-MAX RS | 8½ | 6¼ | 7¼ |
| XTOL | 8½ | 6½ | 7¼ |
| XTOL (1:1) | 12¼ | 9 | 10 |
| D-76 | 9¼ | 7 | NR |
| HC-110 (B) | 7½ | 6 | NR |

NR = Not Recommended

Large-Tank Processing, (1/2- to 3 1/2-gallon tank)—Rolls

| KODAK PROFESSIONAL Developer or Developer and Replenisher | Development Time in Minutes | | | |
|---|-----------------------------|-------------|-------------|-------------|
| | EI 1600 | | EI 3200 | |
| | 68°F (20°C) | 75°F (24°C) | 68°F (20°C) | 75°F (24°C) |
| T-MAX RS | 9¾ | 7 | NR | 8¼ |
| XTOL | 9¾ | 7½ | 11 | 8¼ |

NR = Not Recommended

Large-Tank Processing, (1/2- to 3 1/2-gallon tank)—Sheets

| KODAK PROFESSIONAL Developer or Developer and Replenisher | Development Time in Minutes | | | |
|---|-----------------------------|-------------|-------------|-------------|
| | EI 1600 | | EI 3200 | |
| | 68°F (20°C) | 75°F (24°C) | 68°F (20°C) | 75°F (24°C) |
| T-MAX RS | 9¾ | 7 | NR | 8¼ |
| XTOL | 9¾ | 7½ | 11 | 8¼ |

Note: Do not use KODAK PROFESSIONAL T-MAX Developer to process sheet films.

NR = Not Recommended

Rotary-Tube Processing—Rolls

| KODAK PROFESSIONAL Developer or Developer and Replenisher | Development Time in Minutes | | |
|---|-----------------------------|-------------|-------------|
| | EI 1600 | | EI 3200 |
| | 68°F (20°C) | 75°F (24°C) | 75°F (24°C) |
| T-MAX | 8½ | 7¼ | 8¼ |
| T-MAX RS | 8½ | 6¼ | 7¼ |
| XTOL | 8½ | 6½ | 7¼ |
| XTOL (1:1) | 12¼ | 9 | 10 |
| D-76 | 9¼ | 7 | NR |
| HC-110 (B) | 7½ | 6 | NR |

NR = Not Recommended

Rotary-Tube Processing—Sheets

| KODAK PROFESSIONAL Developer or Developer and Replenisher | Development Time in Minutes | | |
|---|-----------------------------|-------------|-------------|
| | EI 1600 | | EI 3200 |
| | 68°F (20°C) | 75°F (24°C) | 75°F (24°C) |
| T-MAX RS | 8½ | 6¼ | 7¼ |
| XTOL | 8½ | 6½ | 7¼ |
| XTOL (1:1) | 12¼ | 9 | 10 |
| D-76 | 9¼ | 7 | NR |
| HC-110 (B) | 7½ | 6 | NR |

NR = Not Recommended

MACHINE PROCESSING

Roller-Transport Processors

KODAK VERSAMAT Film Processors

You can process this film in roller-transport processors, such as the KODAK VERSAMAT Film Processor, Model 5, 11, or 411, with KODAK DURAFLO RT Developer Starter, KODAK DURAFLO RT Developer Replenisher, and KODAK Rapid Fixer.

Processing Steps and Conditions for KODAK VERSAMAT Film Processors

| Step | No. of Racks | Path Length | | Temperature |
|---------|--------------|----------------|------------------|-----------------------------|
| | | Model 11 | Models 5 and 411 | |
| Develop | 2 | 8.5 ft (2.6 m) | 4 ft (1.2 m) | 80 ± 0.5°F (26.5 ± 0.3°C) |
| Fix | 3 | 12 ft (3.8 m) | 6 ft (1.9 m) | 80°F (26.5°C) nominal |
| Wash | 2 | 8 ft (2.4 m) | 4 ft (1.2 m) | 70 to 75°F (21 to 24°C) |
| Dry | | 8 ft (2.4 m) | 4 ft (1.2 m) | 105 to 140°F (40.5 to 60°C) |

The recommended starting point machine speeds for processing KODAK PROFESSIONAL T-MAX 400 Film are as follows:

| Processor | T-MAX 400 Film |
|---|---------------------------|
| KODAK VERSAMAT Film Processor, Models 5 and 411 | 2.6 ft (0.8 m) per minute |
| KODAK VERSAMAT Film Processor, Model 11 | 5.5 ft (1.7 m) per minute |

You may need to use higher dryer temperatures (135 to 140°F [57 to 60°C]) to dry several sheet films processed in succession. If you are processing only roll films, a lower temperature will be adequate.

Processing Conditions for Other Roller-Transport Processors

Adjust the machine speed so that the development time for normally exposed film is approximately 93 seconds for T-MAX 400 Film. The development time is measured from the time the film enters the developer to the time it enters the fixer. Differences in machine design that affect agitation and crossover times from one tank to the next may require development-time adjustments.

Replenishment Rates

Developer—Because most film loads will consist of a variety of film types, use an average replenishment rate of 0.20 mL per square inch of film processed.

Fixer—Use 0.55 mL per square inch.

Note: T-MAX Films require a higher-than-normal fixer replenishment rate.

Large Tank Rack-and-Tank Processors

The development times for large-tank rack-and-tank processors are based on a machine speed that transfers the film every 2 minutes. The times given below are starting-point recommendations for T-MAX RS Developer and Replenisher and XTOL Developer. Make tests to determine if results are acceptable for your needs.

| Large-Tank Rack-and-Tank Processing | | |
|-------------------------------------|---|---------------------------|
| EI | KODAK PROFESSIONAL Developer or Developer and Replenisher | Time (min) at 72°F (22°C) |
| 400/27° 800/30° | T-MAX RS or XTOL | 6 to 8 |

Replenishment Rates

T-MAX RS Developer and Replenisher—Add 45 mL (1.5 ounces) of replenisher solution for each 135-36 or 120 roll or 8 x 10-inch sheet of film processed. Stir or recirculate the solution after each addition of replenisher solution.

Note: Do not use T-MAX RS Developer and Replenisher to replenish T-MAX Developer. They are not designed to work together.

XTOL Developer—Add 70 mL (2.4 ounces) of replenisher solution for each 135-36 or 120 roll or 8 x 10-inch sheet of film processed. Stir or recirculate the solution after each addition of replenisher solution.

Push Processing: Roller Transport Processors

To process pushed T-MAX 400 Film in a machine with DURAFLO RT Developer, use a normal machine process with the starting point speed shown in the appropriate table below.

| EI | Machine Speed |
|--|-----------------------------|
| KODAK VERSAMAT Film Processor, Models 5 and 411 | |
| 800/30° | 2.6 ft (0.8 m)/min (normal) |
| 1600/33° | 2.1 ft (0.6 m)/min |
| KODAK VERSAMAT Film Processor, Model 11 | |
| 800/30° | 5.5 ft (1.7 m)/min (normal) |
| 1600/33° | 4.5 ft (1.4 m)/min |

| Other Roller-Transport Processors | |
|-----------------------------------|---------------------|
| EI | Development Time |
| 800/30° | 93 seconds (normal) |
| 1600/33° | 113 seconds |

Push Processing: Large Tank Rack-and-Tank Processors

The development times for these processors are based on a machine speed that transfers the film every 2 minutes. The times given below are starting-point recommendations. Make tests to determine if results are acceptable for your needs.

| EI | KODAK PROFESSIONAL Developer or Developer and Replenisher | Time* (min) at 72°F (22°C) |
|---------|---|----------------------------|
| 800/30° | T-MAX RS or XTOL | 6 to 8 |
| 1600/3° | T-MAX RS or XTOL | 8 to 10 |

* Development time depends on agitation and tank size.

CONTRAST ADJUSTMENT

If you want to increase or decrease film contrast from its normal value, you can adjust your standard development time. Your standard development time is the time that produces normal negative contrast based on your processing equipment and conditions, agitation, and processing technique.

The table below provides adjustment factors for several developers. The factors are based on a developer temperature of 75°F (24°C) for KODAK T-MAX Developers and a temperature of 68°F (20°C) for the others. The “standard” for each developer is indicated by 1.0. To increase or decrease film contrast or to use a different developer temperature, find the adjustment factor in the table. Multiply the standard development time by this factor to find the development time to use for a different contrast or developer temperature (or both).

Note: These tables apply to negatives you will print with a diffusion enlarger. If you use a condenser enlarger, shift your selection one column to the left.

| Development-Time Adjustment Factors | | | | |
|---|-------------------|-----------------|-------------------|-------------------|
| Temperature | 20% Less Contrast | Normal Contrast | 20% More Contrast | 40% More Contrast |
| KODAK PROFESSIONAL T-MAX Developer and KODAK PROFESSIONAL T-MAX RS Developer and Replenisher | | | | |
| 68°F (20°C) | 0.9* | 1.2 | 1.4 | NR |
| 72°F (22°C) | 0.8* | 1.1 | 1.3 | 1.7 |
| 75°F (24°C) | 0.7* | 1.0 | 1.2 | 1.5 |
| KODAK PROFESSIONAL Developer D-76 and KODAK MICRODOL-X Developer | | | | |
| 65°F (18°C) | 1.0* | 1.2 | 1.4 | 1.6 |
| 68°F (20°C) | 0.8* | 1.0 | 1.2 | 1.4 |
| 70°F (21°C) | 0.7* | 0.9 | 1.1 | 1.3 |
| 72°F (22°C) | 0.7* | 0.8 | 1.0 | 1.2 |
| 75°F (24°C) | 0.6* | 0.7 | 0.9 | 1.0 |
| KODAK HC-110 Developer Replenisher (Dilution B) | | | | |
| 65°F (18°C) | 0.7* | 1.2 | 1.6 | 2.1 |
| 68°F (20°C) | 0.6* | 1.0 | 1.4 | 1.8 |
| 70°F (21°C) | 0.6* | 0.9 | 1.3 | 1.6 |
| 72°F (22°C) | 0.5* | 0.8 | 1.2 | 1.5 |
| 75°F (24°C) | 0.4* | 0.7 | 1.0 | 1.3 |
| KODAK MICRODOL-X Developer (1:3) | | | | |
| 75°F (24°C) | 0.8* | 1.0 | 1.3 | 1.5 |

* If you select one of these factors, add one stop to your camera exposure.

NR = Not recommended

RETOUCHING

You can retouch KODAK PROFESSIONAL T-MAX Film in 120 and sheet sizes by applying liquid dyes to the base or emulsion side. You can also use retouching pencil on the base side after applying KODAK Retouching Fluid.

IMAGE STRUCTURE

The data in this section are based on development in KODAK Developer D-76, at 68°F (20°C).

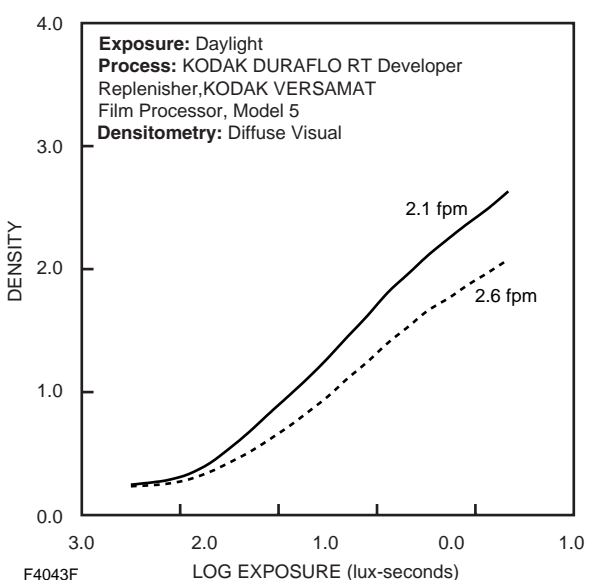
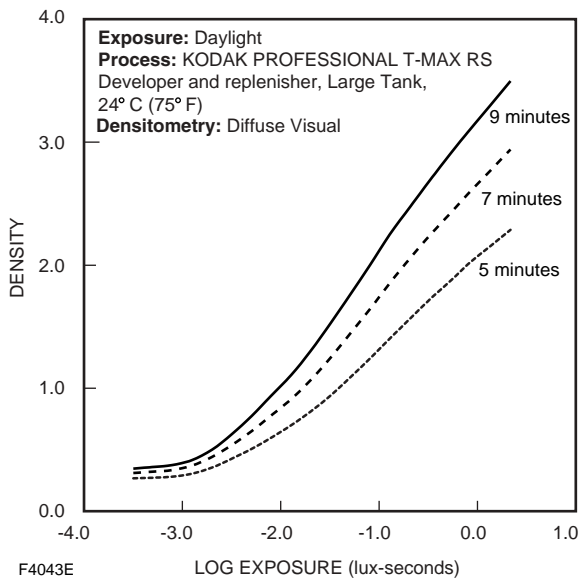
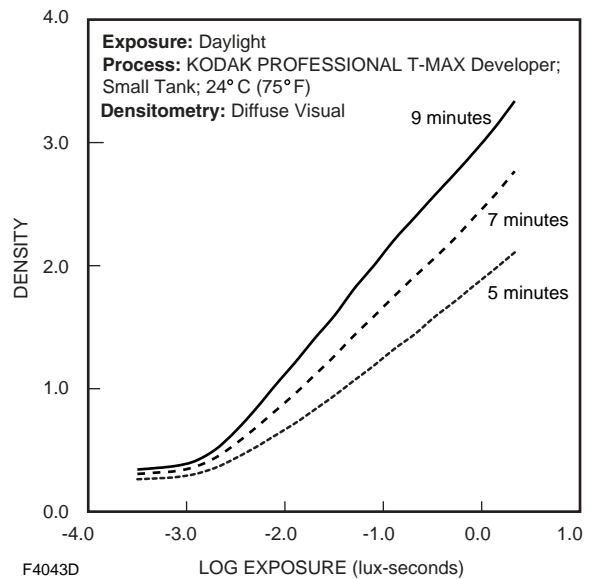
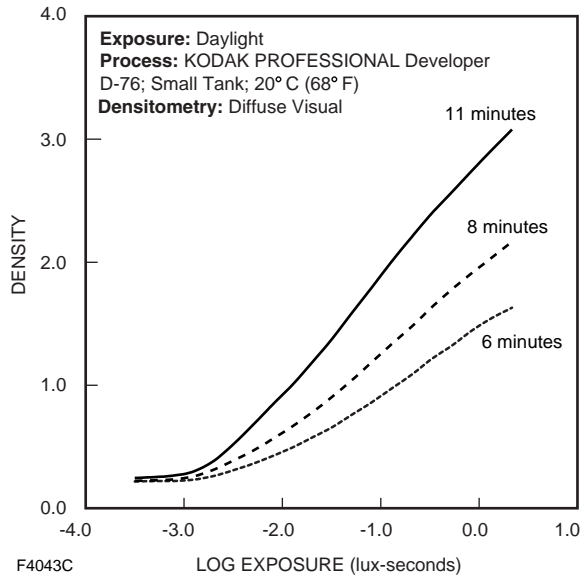
| Resolving Power* | Diffuse rms Granularity† |
|------------------------------|--------------------------|
| 50 lines/mm (TOC 1.6:1) | 10 |
| 200 lines/mm (TOC 1000:1) | |

* Determined according to a method similar to the one described in ISO 6328, *Photography—Determination of ISO Resolving Power*.

† Read at a net diffuse density of 1.00, using a 48-micrometre aperture, 12X magnification.

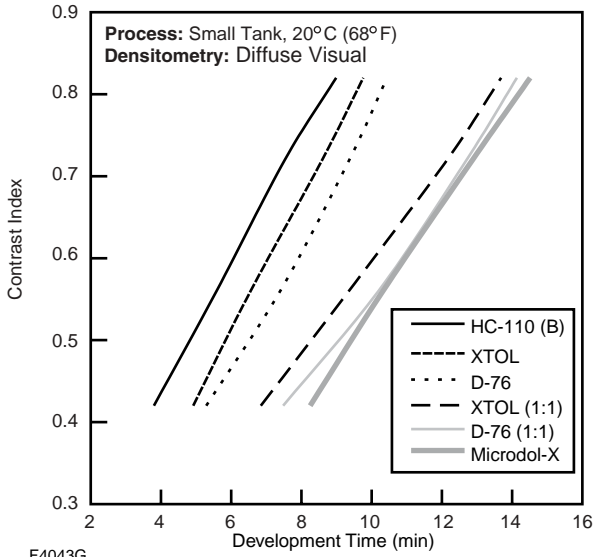
CURVES

Characteristic Curves

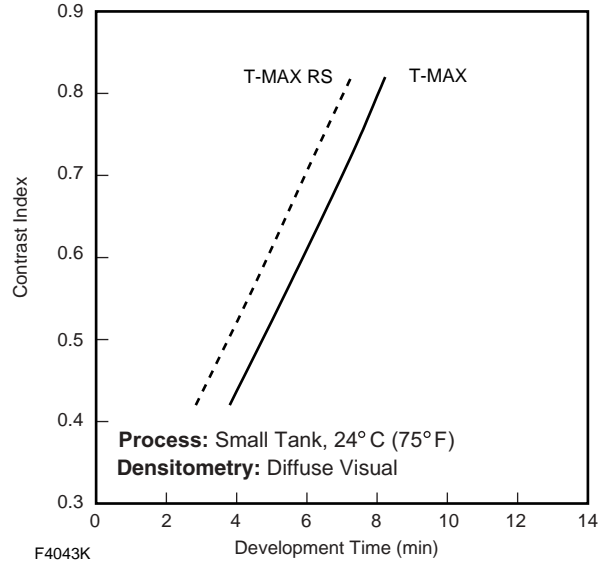


NOTICE: The sensitometric curves and data in this publication represent product tested under the conditions of exposure and processing specified. They are representative of production coatings, and therefore do not apply directly to a particular box or roll of photographic material. They do not represent standards or specifications that must be met by Eastman Kodak Company. The company reserves the right to change and improve product characteristics at any time.

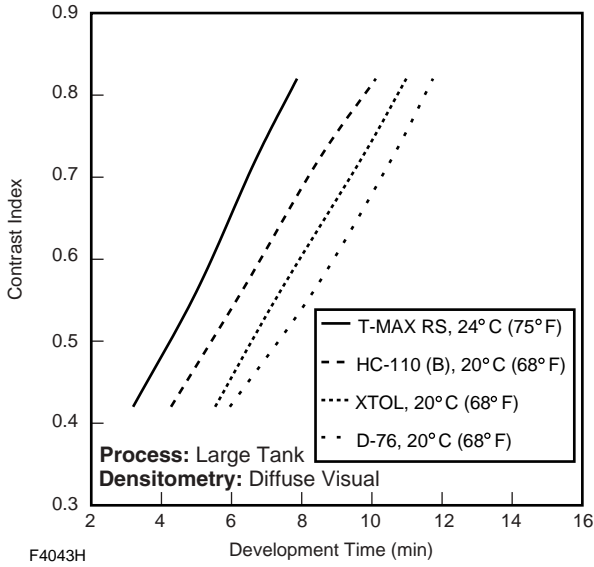
Contrast Index Curves



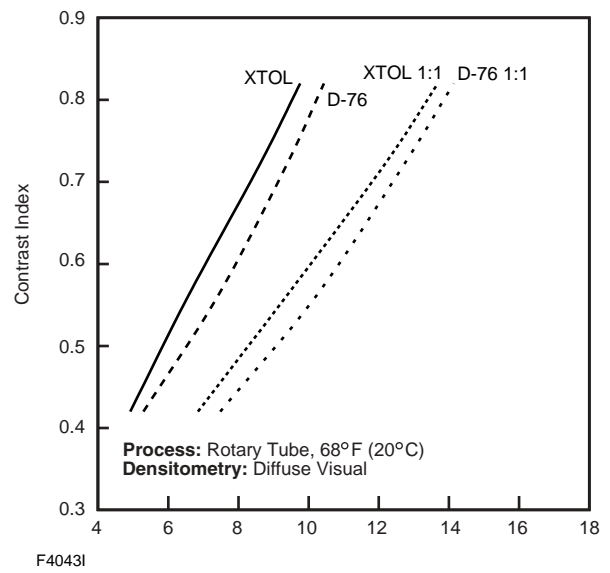
F4043G



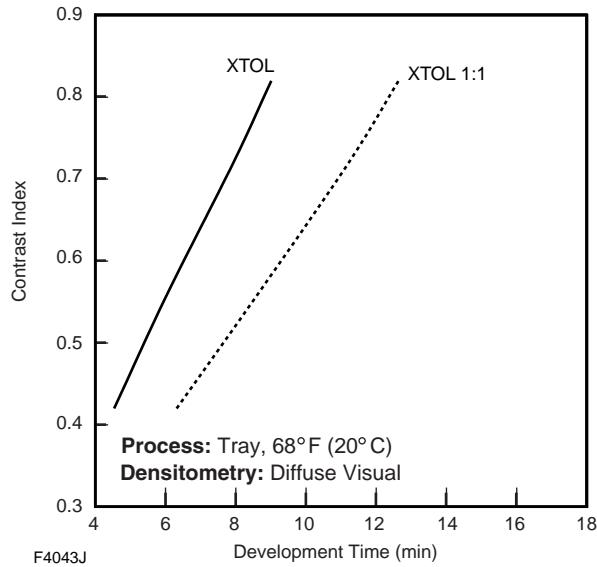
F4043K



F4043H

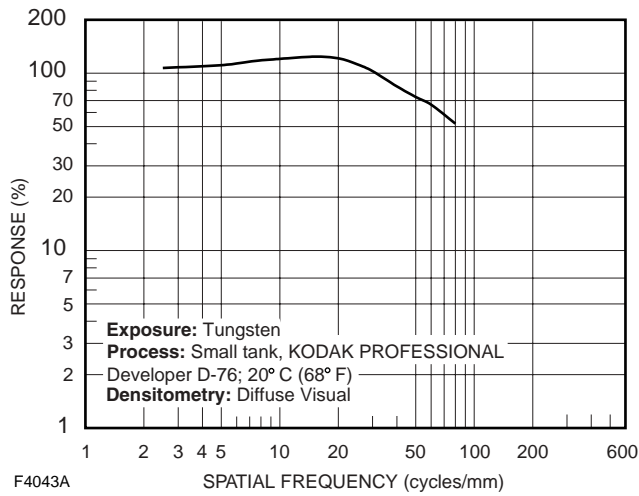


F4043I

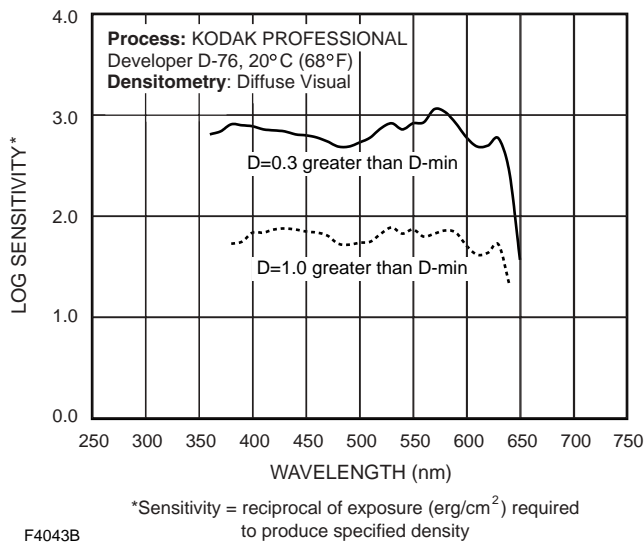


F4043J

Modulation Transfer Function Curves



Spectral-Sensitivity Curves



* The blue sensitivity of KODAK PROFESSIONAL T-MAX Films is slightly less than that of other Kodak panchromatic black-and-white films. This enables the response of this film to be closer to the response of the human eye. Therefore, blues may be recorded as slightly darker tones with this film—a more natural rendition.

KODAK PROFESSIONAL T-MAX 400 Film

MORE INFORMATION

Kodak has many publications to assist you with information on Kodak products, equipment, and materials.

The following publications are available from dealers who sell Kodak products, or you can contact Kodak in your country for more information.

| | |
|--------|--|
| E-30 | Storage and Care of Photographic Materials—Before and After Processing |
| ED-1 | Processing KODAK Black-and-White Films and Papers |
| E103BF | KODAK PROFESSIONAL Black-and-White Films |
| E103CF | Chemicals for KODAK PROFESSIONAL Black-and-White Films |
| F-2 | Pathways to Black and White |
| G-23 | Toning KODAK Black-and-White Materials |
| J-24 | KODAK HC-110 Developer |
| J-78 | KODAK Developer D-76 |
| J-86 | KODAK T-MAX Developers |
| J-109 | KODAK XTOL Developer |

The following books are available from photo-specialty dealers who sell Kodak products:

| | |
|------|--|
| F-5 | KODAK Professional Black-and-White Films |
| R-20 | KODAK Black-and-White Darkroom DATAGUIDE |

| |
|---|
| For the latest version of technical support publications for KODAK PROFESSIONAL Products, visit Kodak on-line at: http://www.kodak.com/go/professional |
|---|

| |
|---|
| If you have questions about KODAK PROFESSIONAL Products, call Kodak. In the U.S.A.: 1-800-242-2424, Ext. 19, Monday-Friday 9 a.m.-7 p.m. (Eastern time) In Canada: 1-800-465-6325, Monday-Friday 8 a.m.-5 p.m. (Eastern time) |
|---|

Note: The Kodak materials described in this publication for use with KODAK PROFESSIONAL T-MAX Films are available from dealers who supply KODAK PROFESSIONAL Products. You can use other materials, but you may not obtain similar results.

Kodak, Kodak Professional, Dataguide, D-76, Duraflo, Estar, HC-110, Kodafix, Microdol-X, Photo-Flo, T-Grain, T-Max, Versamat, Wratten, and Xtol are trademarks.

New 10-07
Printed in U.S.A.

KODAK PROFESSIONAL T-MAX 400
Film
KODAK Publication No. F-4043

Film & Photofinishing Systems Group
EASTMAN KODAK COMPANY • ROCHESTER, NY 14650

Kodak
